




Table/Wall Mount Set-up Tip for Green Series™ Exam Light IV, GS 300 and GS 600 Exam Lights



Hex wrench



NOTE: In your Directions for Use manual, this illustration indicates that there should be an additional screw that is used for the mount. This additional screw is already assembled to the mount. This illustration should show the hex wrench that you received with your product.

This hex wrench should be used to tighten the screw that is already inside of the mount as shown in the photo.

WelchAllyn®
Advancing Frontline Care™

Green Series Medical Exam Lights

