


Capturing Oral Temperature

Welch Allyn SureTemp® Plus Electronic Thermometer Models 692/690



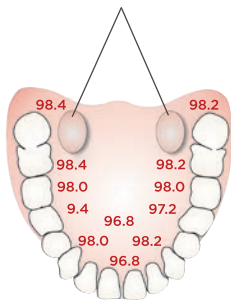
1. Ensure that the probe with the blue ejection button and blue probe well are installed.
2. Remove the probe from the probe well.
3. Observe the Oral Mode indicator on the display (flashing oral icon).



If this icon is not flashing, press the Mode Selection button  until the icon appears.

4. Load a Welch Allyn disposable probe cover.
5. Place the probe tip deep into the patient's sublingual pocket as shown.
6. Do not hand the probe to the patient to place in their mouth.
7. Always hold the probe in place, maintaining tissue contact until the temperature has been captured.
8. Remove the probe and eject the probe cover.

sublingual pockets



The following may interfere with accurate temperature readings for up to 20 minutes:




- Brushing teeth
- Eating/drinking
- Smoking
- Activity such as climbing stairs or running

Tips for Taking Oral Temperatures with SureTemp Plus Electronic Thermometers

1. Always allow patient to ask questions prior to placing the probe in mouth. Encourage them not to speak while thermometer is taking a temperature.
2. Please inform your patient that biting the probe tip while taking the temperature may result in damage to the probe.
3. Use only Welch Allyn disposable probe covers. Use of any other probe cover may result in inaccurate temperature readings.

Monitor Mode

If you question a reading, recheck the temperature using the monitor mode on your thermometer. Take a temperature as desired.

- **692 model:** Withdraw the probe from the probe well and press the dedicated Monitor Mode  button to begin taking a reading.
- **690 model:** Continue to hold the probe in place after the temperature reading displays. Press the Mode Selection button  until the Monitor Mode  indicator appears on screen.
- Continue taking the temperature for three minutes.
- Long-term continuous monitoring is not recommended in any mode.

Clean and disinfect the SureTemp Plus Thermometer on a routine basis according to each facility's policy whenever contamination occurs. For recommended cleaning and disinfection instructions, please refer to our Directions for Use manual.