



EXPENDABLE ILLUMINATOR

Mat'l No. 718532 Rev. A


4341 State Street Road
Skaneateles Falls, NY 13153 USA
Phone: (800) 535-6663 (US Only) or (315) 685-4560 • Fax: (315) 685-3361
www.welchallyn.com

No. 78600 (Series 58600 Vaginal Specula)

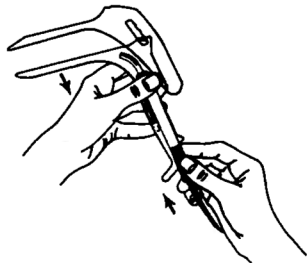
This illuminator is used in conjunction with 58600 and 58601 Disposable Vaginal Specula, Vaginal Speculum Light Handle (78800), and Transformer (73410)

To prepare for use:

1. Place illuminator on light handle.



2. Place illuminator and light handle into slot on 58600/58601 vaginal speculum handle.
3. Slide illuminator assembly up until it locks into place.



4. Plug in transformer.



EXPENDABLE ILLUMINATOR

Mat'l No. 718532 Rev. A

4341 State Street Road
Skaneateles Falls, NY 13153 USA
Phone: (800) 535-6663 (US Only) or (315) 685-4560 • Fax: (315) 685-3361
www.welchallyn.com

No. 78600 (Series 58600 Vaginal Specula)

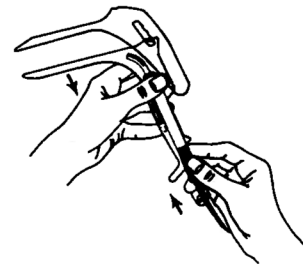
This illuminator is used in conjunction with 58600 and 58601 Disposable Vaginal Specula, Vaginal Speculum Light Handle (78800), and Transformer (73410)

To prepare for use:

1. Place illuminator on light handle.



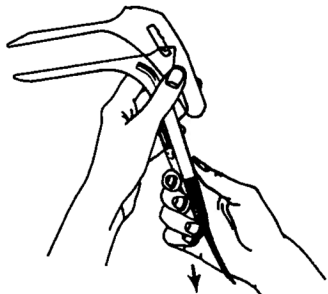
2. Place illuminator and light handle into slot on 58600/58601 vaginal speculum handle.
3. Slide illuminator assembly up until it locks into place.



4. Plug in transformer.

To remove illuminator:

1. Place thumb at base of illuminator assembly and pull down.
2. Pull illuminator off of light handle.



Caution Lamp becomes hot during operation.

Cleaning and Sterilization

The 78600 Expendable Illuminator withstands over 50 cycles of steam autoclaving (270° F, 27 p.s.i., 6 min. cycle). After each time the unit shows degradation of light transmission and eventually needs replacement.

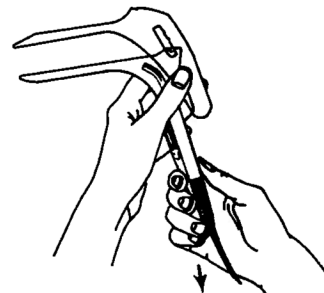
The 78600 Expendable Illuminator may be soaked in the following solutions:

- Cidex/Cidex 7
- Sporicidin
- 70% Isopropyl Alcohol

Note Do not use iodine-based soaks (e.g. Betadine, Wescodyne) as these discolor the illuminator and adversely affect light output.

To remove illuminator:

1. Place thumb at base of illuminator assembly and pull down.
2. Pull illuminator off of light handle.



Caution Lamp becomes hot during operation.

Cleaning and Sterilization

The 78600 Expendable Illuminator withstands over 50 cycles of steam autoclaving (270° F, 27 p.s.i., 6 min. cycle). After each time the unit shows degradation of light transmission and eventually needs replacement.

The 78600 Expendable Illuminator may be soaked in the following solutions:

- Cidex/Cidex 7
- Sporicidin
- 70% Isopropyl Alcohol

Note Do not use iodine-based soaks (e.g. Betadine, Wescodyne) as these discolor the illuminator and adversely affect light output.